





ubierz Jelonka








potrzebne będą:

- nożyczki
- igła
- włóczka

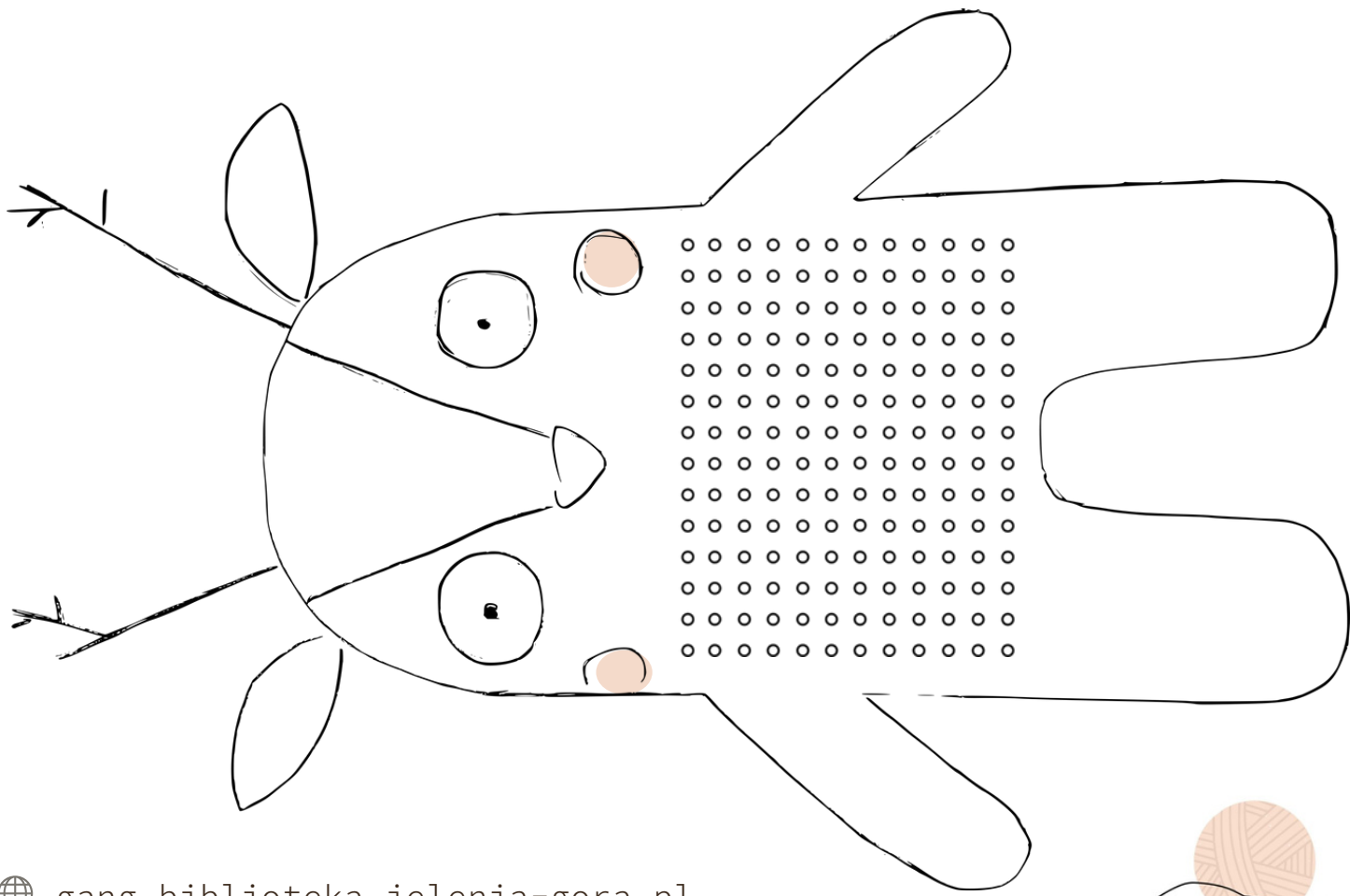
co dalej?



- wytnij szablon
- nawlec włóczkę na igłę i przewlekaj przez dziurki
- możesz przewlekać dziurki po skosie, tworząc wzór haftem krzyżkowym






GANG WŁÓCZYKIJA


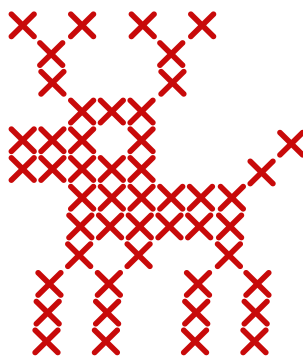





 gang.biblioteka.jelenia-gora.pl
 [groups/gangwloczykija](https://www.facebook.com/groups/gangwloczykija)








 gang.biblioteka.jelenia-gora.pl
 [groups/gangwloczykija](https://www.facebook.com/groups/gangwloczykija)





 gang.biblioteka.jelenia-gora.pl

 [groups/gangwloczykija](https://www.facebook.com/groups/gangwloczykija)



 gang.biblioteka.jelenia-gora.pl

 [groups/gangwloczykija](https://www.facebook.com/groups/gangwloczykija)

